

Spin Dryers Vegetable Washer & Spin Dryer, 2/6kg

ITEM # _____
 MODEL # _____
 NAME # _____
 SIS # _____
 AIA # _____



660072 (LVA100B)

Food washer and dryer -
 load 2/6 kg - washing phase
 60 rpm, drying phase 270
 rpm

Short Form Specification

Item No. _____

Combi machine to wash and dry in a unique compact footprint. Constructed in 304 AISI stainless steel, it provides 3 automatic washing cycles with or without sanitation, manual draining and manual spinning. The washing effect is obtained by combining basket rotation and water turbulence generated by a two speeds pump. Equipped with a 500 ml frontal tank, to be filled with the sanitising product, automatically introduced via peristaltic pump during the washing. Flat and waterproof (IPX5) touch button control panel. Lid safety micro switch prevents operation when the lid is open during use. Self braking motor is stopping the basket rotation immediately. Very efficient and easy to clean filter system. Rounded corners of the well facilitate cleaning operations.

Supplied with 304 AISI stainless steel basket with small squared holes (5x5 mm).

Load per cycle: 2-3 kg (light vegetables); 6 kg (heavy vegetables). Washing speed: 60 rpm - Spin drying speed: 270 rpm.

Main Features

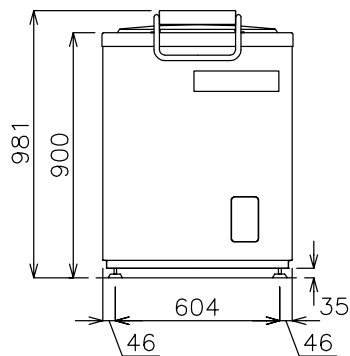
- Lid microswitch prevents the machine from operating with the lid open.
- Electromagnetic device stops the machine if lid is lifted during operation.
- Easy to clean, efficient filter system.
- Three automatic washing cycles (with or without sanitation), manual draining and manual spinning.
- Two turbulence levels (soft for light vegetables, and strong for heavy vegetables).
- Immersion wash or spray wash (tub filled at low level).
- Drain through solenoid valve.
- Peristaltic dispenser to add sanitizing during immersion wash.
- Supplied with: CHAR(10)-304 stainless steel basket with small square roundish holes (5x5 mm) - 921014.
- 500 ml tank placed in front of the machine to be filled with the sanitizing product.
- Self-braking motor to stop the basket rotation as soon as the cover is lifted (magnetic micro).
- Load per cycle: 2-3 kg (light vegetables); 6 kg (heavy vegetables).

Construction

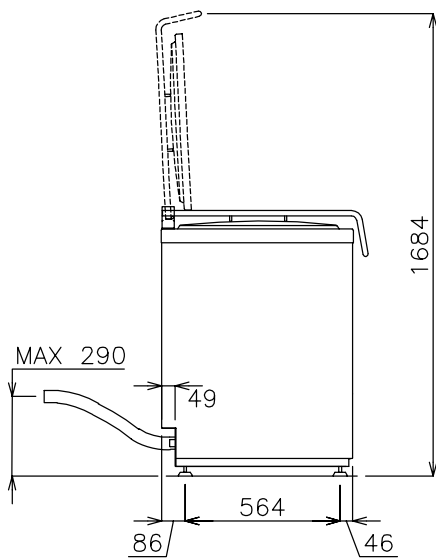
- Bearing frame, external panelling, lid and extractable basket in 304 AISI stainless steel.
- Basket support in corrosion resistant aluminum.
- Spin rotation speed of 270 rpm.
- Two speeds pump for immersion wash and spray wash.

APPROVAL: _____

Front

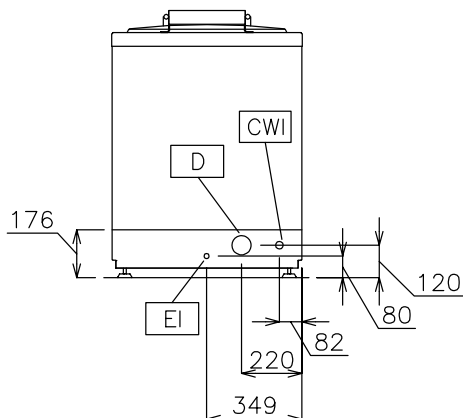


Side



CWI = Cold Water inlet 1
 D = Drain
 EI = Electrical inlet (power)

Top



Electric

Supply voltage: 230 V/1N ph/50 Hz

Key Information:

External dimensions, Width:	700 mm
External dimensions, Depth:	700 mm
External dimensions, Height:	1000 mm
Shipping weight:	117 kg
Well Capacity:	30 lt
Usable well capacity:	30 lt
Load per cycle - light vegetables:	2-3 kg
Load per cycle - heavy vegetables:	6 kg
Rotation Speed:	270 RPM